

Impact of Vutrisiran on the Components of Quality of Life in Transthyretin Cardiomyopathy (ATTR-CM)



Yasuhiro Hamatani¹, Marianna Fontana², Brian L. Claggett¹, Farooq H. Sheikh³, Emre Aldinc⁴, and Scott D. Solomon¹

¹Brigham and Women's Hospital, Harvard Medical School, Boston, MA, USA, ²National Amyloidosis Centre, UCL, Division of Medicine, Royal Free Hospital, London, UK, ³MedStar Heart & Vascular Institute, Georgetown University School of Medicine, Washington, DC, USA, ⁴Alnylam Pharmaceuticals, Cambridge, MA, USA

Conclusion

Vutrisiran demonstrated improvement vs placebo in almost all KCCQ components in ATTR-CM, most notably in physical limitations and QOL, with an overall benefit comparable to reversing more than a decade of aging.

Introduction

- Transthyretin amyloid cardiomyopathy (ATTR-CM) is a progressive and life-threatening disease, with impaired quality-of-life.
- Vutrisiran was shown to maintain overall health status, as measured by the 23-item Kansas City Cardiomyopathy Questionnaire (KCCQ) overall summary score (OSS), in patients with ATTR-CM in the HELIOS-B study.

Objectives

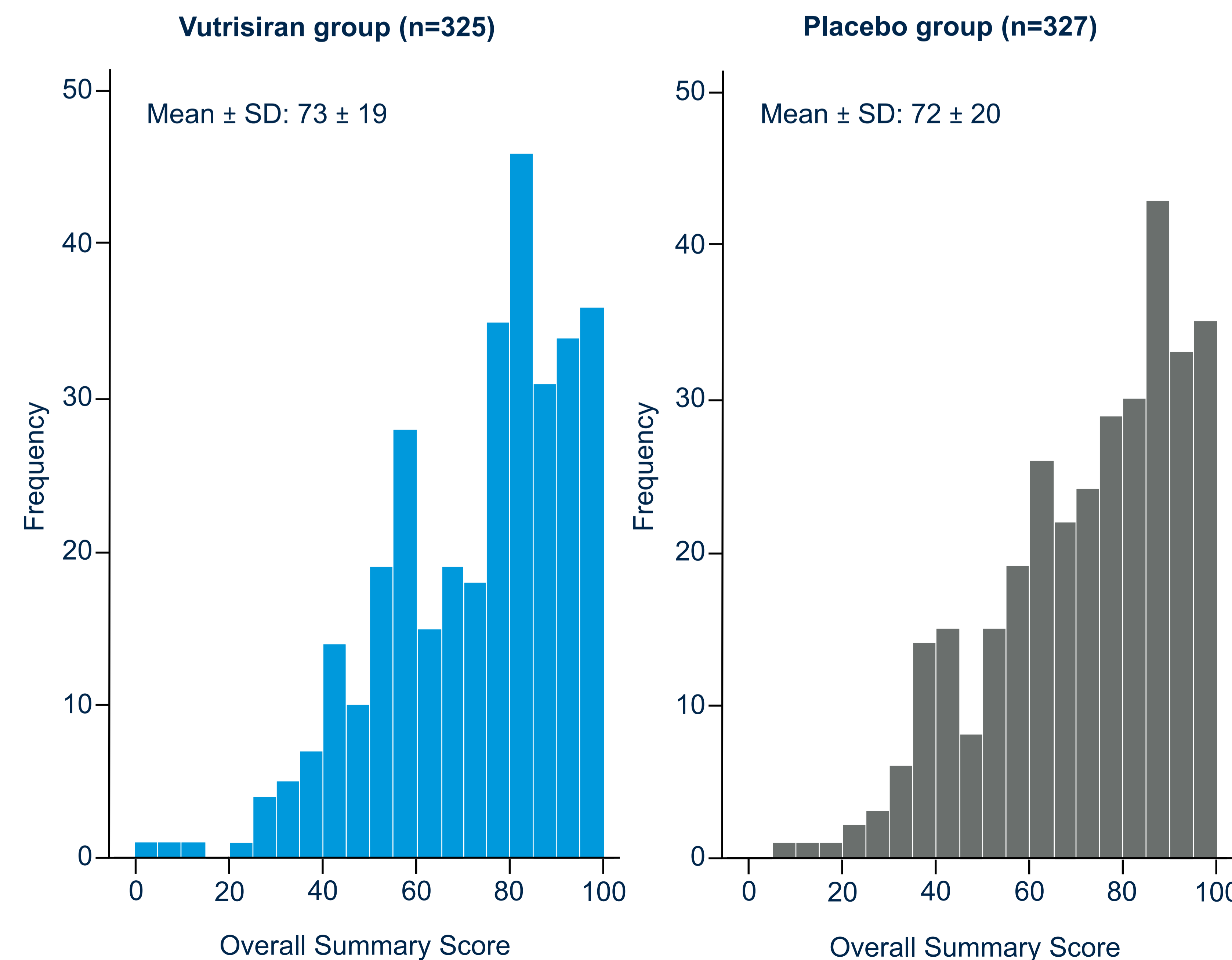
- To contextualize the impact of vutrisiran on the components of the 23-item KCCQ, thereby improving understanding of this metric in ATTR-CM.

Methods

- Study population:** Participants enrolled in HELIOS-B, a double-blind randomized trial of vutrisiran versus placebo in ATTR-CM with available KCCQ-23 data.
- KCCQ-23:** self-administered health-status instrument consisting of 23 questions, scaled from 0 (worst) to 100 (best).
- Selected endpoint:** treatment effect of vutrisiran on 23 individual KCCQ components, assessed by a linear regression model.

Results

Figure 1. Distribution of Baseline KCCQ–Overall Summary Score



Results

Figure 2. Baseline Scores of 23 Individual KCCQ Components

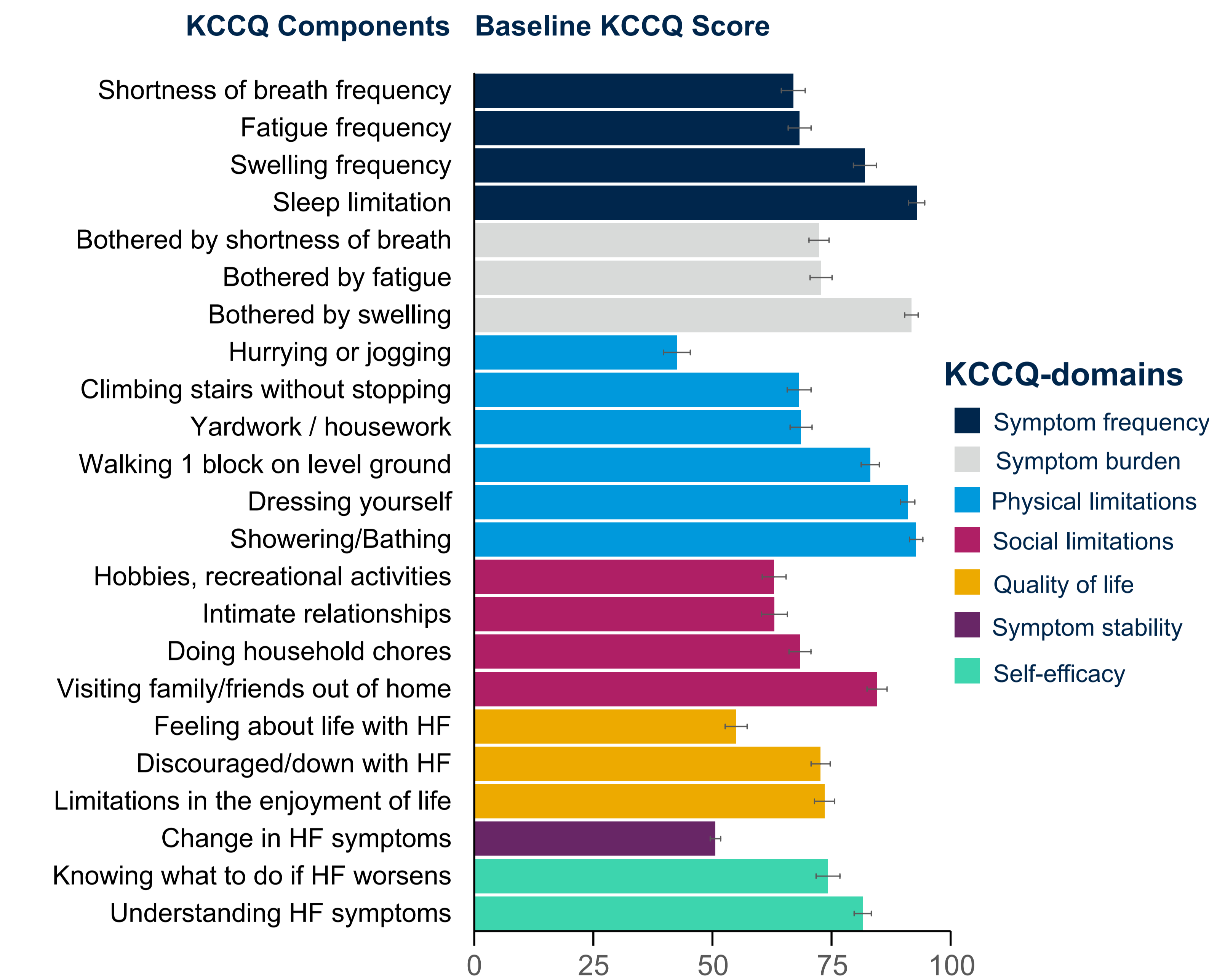


Table 1. Baseline Characteristics

	Low Tertile (2 ≤ KCCQ ≤ 65), N=218	Middle Tertile (65 < KCCQ ≤ 84), N=217	High Tertile (84 < KCCQ ≤ 100), N=217
Age (years)	75 ± 7	76 ± 6	75 ± 7
Male sex	90%	92%	95%
Race			
White	88%	85%	80%
Asian	2%	7%	9%
Black	7%	6%	9%
Other or not reported	3%	3%	2%
Wild-type ATTR	87%	91%	88%
Tafamidis baseline use	34%	37%	48%
NYHA class			
I	4%	13%	22%
II	78%	78%	77%
III	18%	9%	1%
NAC stage			
1	61%	67%	73%
2	33%	30%	24%
3	7%	3%	4%
NT-proBNP (pg/mL)	2202 [1163, 3744]	1972 [1261, 3187]	1582 [958, 2756]
KCCQ-OSS at baseline	49.2 ± 12.5	76.4 ± 5.5	92.3 ± 4.5

Figure 3. Effect of Vutrisiran on KCCQ Components

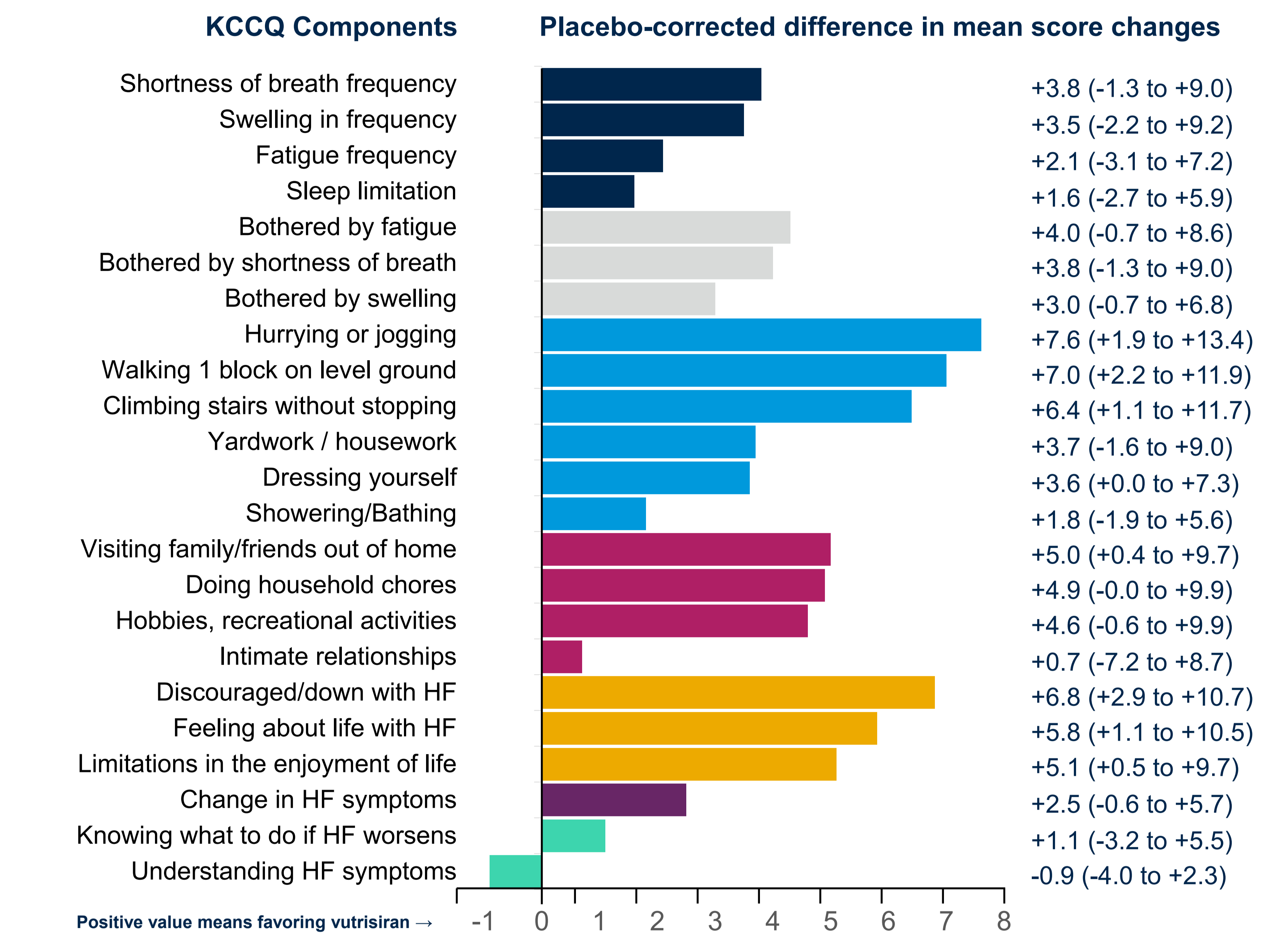


Figure 4. Age-Equivalency Analysis

